



Why Choose Regency?

An exceptional fire, custom elegance and controllable heat are just a few reasons to make a Regency fire part of your family.

In 1979, I founded Regency Fireplace Products with a mission to produce the finest fireplace products available anywhere. As a result, Regency has been honoured with awards for exceptional aesthetics and performance and is known as the premium brand around the world. We have been dedicated to providing Australia & New Zealand with Regency fires for over 20 years: committed to creating products that promote comfort and peace of mind.

I am so confident in the quality workmanship, the finest materials and durable heavy-duty construction invested in each and every product, that I offer a Limited Lifetime Warranty. Invite the comfort, efficiency and style of a Regency gas or wood fire into your home and enjoy quality time for a lifetime - I guarantee it.



Robert Little
Founder & CEO





IG34 shown with contemporary fascia and mandatory dress guard.

Why Choose A Gas Inbuilt?

A Regency Gas Inbuilt is a specially engineered, sealed gas fire that slips into your existing masonry fireplace to create a high efficiency heating system with a stunning fire. The sealed firebox means that you will keep all of the heat generated by your Regency inside your home. Even when your gas inbuilt is turned off, you will not lose heat up your chimney.

GFi300L

Greenfire™ Gas Inbuilt

Transform your old fireplace or blank wall into a modern efficient gas log fire. Regency GFi300L combines modern styling with the efficiency of a realistic gas log fire. Like all Regency gas inbuilts, the Greenfire GFi300L will fit into most existing chimneys using a simple flexible flue installation or as a zero clearance unit into a timber framed wall.

STANDARD FEATURES


- Natural gas
- Enhanced log set and embers
- Ceramic glass
- Dress guard
- Flame adjustment
- Black inner trim
- Electronic ignition
- 3-speed fan
- RF remote control - with timer and thermostat function
- 6.19kW - 30 MJ NG / 5.7kW - 27 MJ LPG



FireGenie® RF remote control

OPTIONS

- Stainless steel inner trim
- Black enamel inner reflective panels
- Zero Clearance kit to create your own fireplace
- LPG and ULPG conversion kits



*when installed with a short vertical flue kit on NG





GFi300L shown with black inner trim (glass guard fitted).



GFi300L shown with stainless steel inner trim (glass guard fitted).



iG34 shown with contemporary fascia and mandatory dress guard.

iG34

Gas Inbuilt

The iG34 gas log inbuilt offers the features of room sealed direct vent technology combined with the unique FireGenie® electronic control system. This modern and contemporary styled heater will fit into most existing fireplaces creating the ambience of a wood fire along with the efficiency and convenience of a realistic gas log fire.

STANDARD FEATURES

- Direct vent room sealed technology
- Natural gas
- Enhanced log set and embers
- Ceramic glass
- Flame adjustment
- Electronic ignition
- 2-speed fan
- 6.19kW - 32 MJ NG/31 MJ LPG/26 MJ ULPG

OPTIONS

- Contemporary fascia and dress guard
- Black 3-sided slim line fascia
- Stainless steel inner reflective panels
- Black plinth kit*
- LPG & ULPG conversion kits

**Only available while stock lasts*



i31 shown with black louvres and slim line fascia (shown without mandatory dress guard).

i31 Gas Inbuilt

This popular gas inbuilt provides 31 MJ to efficiently heat a medium sized room. The realistic campfire logs and embers are nestled into a compact firebox that fits most fireplaces. Change the look by choosing your fascia and louvres from a list of Regency options. Whatever style you choose, Regency quality and the exceptional fire will be a welcome addition to your home.

STANDARD FEATURES

- Natural gas
- Enhanced log set and embers
- Ceramic glass
- Flame adjustment
- 2-speed fan
- 6.1kW - 31 MJ NG/LPG

OPTIONS

- Black louvres
- Contour fascia (regular & oversize)
- Slim line one piece fascia (for masonry inserts)
- Metallic black Hampton cast iron fascia & grills*
- Advanced RF remote control
- Ember upgrade package
- 50, 102, 152mm plinth kits (contemporary fascia only)
- LPG conversion kit

**Only available while stock lasts*



F38/FG38/FG39 shown with optional brushed nickel louvres (shown without mandatory dress guard).

F38/FG38/FG39

Gas Freestanding

These Regency gas log fires feature the finest, most realistic flame picture available. Enjoy the exceptional view through the wide one piece glass door designed to showcase the glowing flames and embers. Choose manual or electronic ignition and one of two flue options to ensure the right Regency for you.

STANDARD FEATURES

- Natural gas
- Enhanced log set and embers
- Ceramic glass
- Dress guard
- Flame adjustment
- Black louvres
- 3-speed fan (FG38/FG39)
- 2-speed fan (F38)
- F38 7.7kW 38 MJ NG/6.4kW 31 MJ LPG
- FG38 8.1kW 38 MJ NG / 31 MJ LPG
- FG39 8.4kW 40MJ NG /7.9kW 38 MJ LPG - Direct vent

OPTIONS

- Brushed nickel louvres
- Advanced RF remote control (F38 only)
- FireGenie® remote control (FG38/FG39)
- LPG Conversion Kit



F33 shown with optional nickel accent door and nickel legs (shown without mandatory dress guard).

F33

Gas Freestanding

Come home to a Classic gas log fire and view the full, robust fire through an authentic glass door. Customise this classic steel design with black or brushed nickel accessories.

STANDARD FEATURES

- Enhanced log set and embers
- Ceramic glass
- Dress guard
- Flame adjustment
- Airmate
- Nickel hinge caps and handle
- 2-speed fan
- 6.10kW- 33 MJ NG/LPG

OPTIONS

- NG or LPG models available
- Cast iron door in black or nickel trim
- Cast iron legs in black or brushed nickel
- Advanced RF remote control



F33 shown with optional black accent door and black legs.

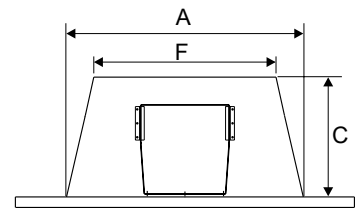
SPECIFICATIONS (mm)

Models	Ignition System	FireGenie Remote	Advanced Remote	B-Vent Flue	Direct Vent Flue	Zero Clearance
GFi300L	electronic	✓	-	✓	-	★
IG34	electronic	★	-	-	✓	-
I31	manual	-	★	✓	-	-
F33	manual	-	★	✓	-	-
F38	manual	-	★	✓	-	-
FG38	electronic	★	-	✓	-	-
FG39	electronic	★	-	-	✓	-

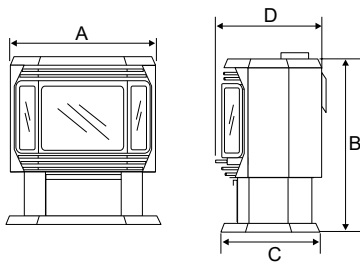
- Not available
 ✓ Standard
 ★ Optional

Dimensions	A	B	C	D	E	F
GFi300L	683	584	362	288	23	683
IG34	664	559	350	278	44	564
I31	661	514	343	298	16	566
F33	610	754	559	-	-	-
F38/FG38	660	762	432	448	-	-
FG39	660	762	432	448	-	-

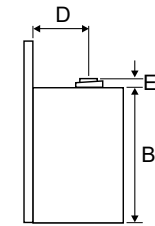
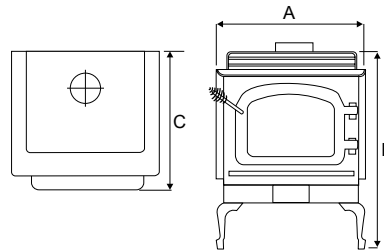
GFi300L, IG34 AND I31



F38/FG38/FG39



F33

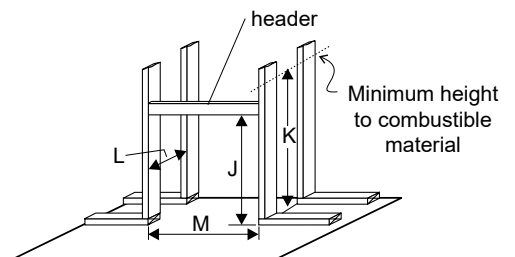


Faceplate Dimensions	Width	Height	Depth
I31 contour fascia	1022	667	35
I31 oversize fascia	1118	711	35
I31 cast fascia	1035	667	35
I31 one piece slim line fascia	906	673	3
IG34 Contemporary fascia	1004	680	65
IG34 Slim line fascia	981	671	25
GFi300L	908	682	28

Minimum Fireplace Opening	Width (front)	Width (rear)	Height	Depth
GFi300L	688	688	590	367
IG34	680	600	586	353
I31	673	571	533	381
I31 Slim Line Fascia	715	571	533	381

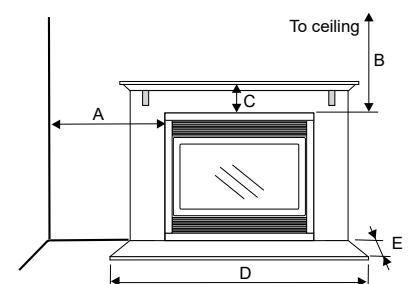
Note: Please refer to manual for I-31 zero clearance fascia.
 Cast fascia & slim line fascia are for full masonry installation only.

Mock fireplace construction Framing - zero clearance	J	K	L	M
GFi300L	650	650	420	800



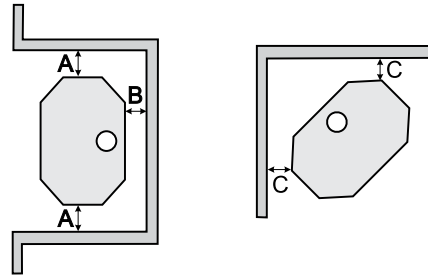
Mantel clearances	A	B	C*	D	E
GFi300L	464	860	330	N/A	N/A
IG34	255	1205	330	N/A	N/A
I31	255	1205	330	1015	405

*Clearances shown are for 89 mm mantle.
 For other mantle clearances please check your product manual.
 A, B, C area measured from the side trim of the unit.



Clearances to Combustibles	A	B*	C
F33	250	150	38
F38/FG38	190	155	50
FG39	190	150	50

*Rear wall clearance is a temperature issue and necessary for drafting purposes. Do not reduce clearance under any circumstances.



ACCESSORIES

FIREGENIE® RADIO FREQUENCY REMOTE CONTROL

Programmable up to 7 days, including two time zones per day. Allows you to set and maintain a desired temperature, as well as adjust the flame height and fan speed.

ADVANCED RADIO FREQUENCY REMOTE CONTROL

Programmable up to 7 days a week. Can be operated from another room, automatically modulating the temperature of your Gas Fire, increasing efficiency and reducing running costs. Also allows you to set and maintain a desired temperature, as well as adjust the flame height and fan speed.

ASTROCAP™ (for direct vent horizontal termination only)

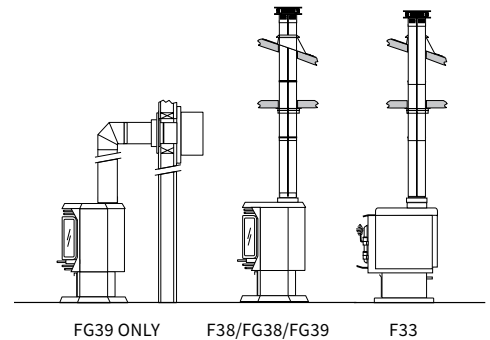
The patented AstroCap will finish off the flue system on the outside of your home making it far more attractive than traditional flue systems. The AstroCap can even be painted to match your home.



DIRECT VENT TECHNOLOGY



Direct vent technology means that you can install a Regency stove almost anywhere in your home - no chimney needed. From the top or rear of the unit, simply vent your stove through an exterior wall. Direct vent means that you have sealed combustion - outside air is brought in through the vent for combustion and the combusted air is sent back out - your indoor air is not affected.



ENJOY YOUR REGENCY — FOR LIFE

You'll be happy with your Regency for years to come, our Limited Lifetime Warranty guarantees it. Not only have we invested in quality workmanship, the finest materials and durable heavy-duty construction but we have carefully selected a dealer network that is committed to your satisfaction. All Regency gas fires pass stringent Australian testing standards. We know that you will be as proud of your Regency as we are.

Refer to owner's manual for details.

NOTE: All product specifications are subject to change without notice. Before installing refer to the relevant product manual for full and up to date information. Stainless steel inner panels will naturally change tone over time. Heating capabilities of units are affected by: drafts under doorways or through flooring, large glass areas not covered by heavy drapes, ceiling heights greater than 2.4m or cathedral type ceilings, poor or no insulation and geographical locations.





for your nearest dealer visit:
www.regency-fire.com.au
or call 1 800 081 978



Mixed Sources
Product group from well-managed
forests and other controlled sources

Cert no. SGS-COC-001161
www.fsc.org
© 1996 Forest Stewardship Council

your Regency dealer

**Fireplace Products Australia
Pty Ltd.**

1 Conquest Way,
Hallam VIC 3803
Australia
Phone: 1 800 081 978
Fax: 03 9799 7822
Email: sales@regency-fire.com.au

**Distributor WA
Air Group Australia**
28 Division St.
Welshpool WA 6106
Australia
Phone: 08 9350 2200

**Distributor NZ
Aber Holdings Ltd**
17 Mainstreet Place,
PO Box 10095, Te Rapa
Hamilton 3241
New Zealand
Phone: 64 7849 7585

Disclaimer: Appearance of flames varies with installation and fuel type.

© 2017 FPI Fireplace Products International Ltd. Regency®, Greenfire®,
Astrocap® and Panorama™ are the registered and/or proprietary trademarks
of FPI Fireplace Products International Ltd. All rights reserved. (02/17)
Part no. 944-283